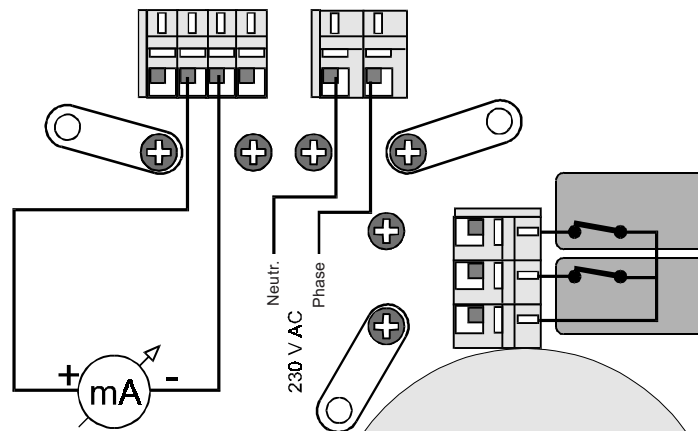
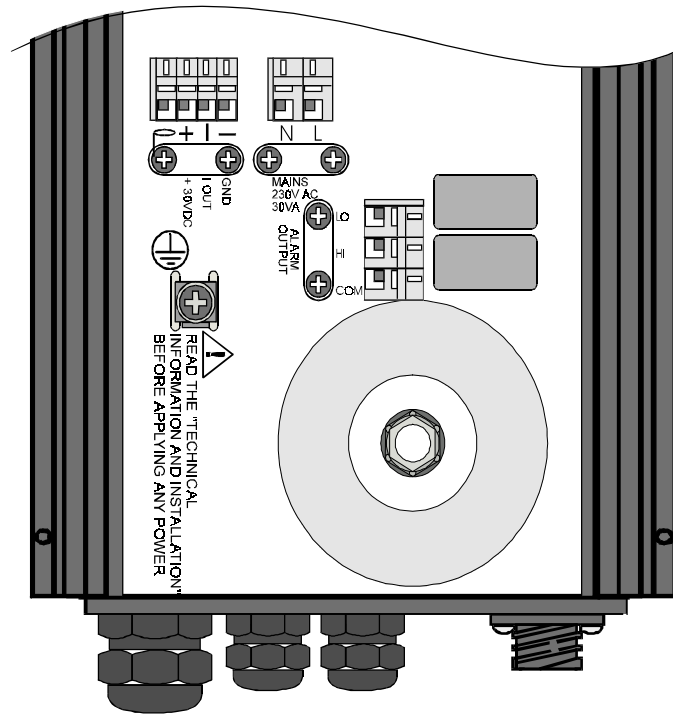


Installation of the signal amplifier.


The OS 2000 probe is fitted in the flue-gas channel wall top down. In small channels a M18 x 1,5 mm threaded hole is prepared. In larger flue channels a guide tube is used.

The signal amplifier is mounted in eye-level immediate below or near the probe. The unit cannot be installed more than 2 meters away from the probe.



Urgent:



The unit is tested to obtain a specification as having „Approved Safety“  this means that all cable connections must be done accordingly. So please use the cable clamps to secure the wires of the cables and leave no excess cable length between clamps and terminals and use terminal-tubes/core-protectors) if using multicore wires. Supply wires to OC 2010 must be disconnectable by a separate switch in the panel